

CIS Token User Manual 網盾使用手冊

China International Securities strives to provide clients a trading platform with the highest security. The CIS Token app was developed as a way to make online trading more secure via the two – factor authentication on feature.

中國國際證券一直致力於為客戶提供安全性最高的交易平台，網盾應用程式的開發是為了通過雙重身份驗證功能使在線交易更安全。

Download and Install CIS Token

安裝網盾軟體

1. Access the iOS app store or Android Play store to download our app for free.

訪問 iOS 應用商店或 Android Play 商店免費下載我們的應用



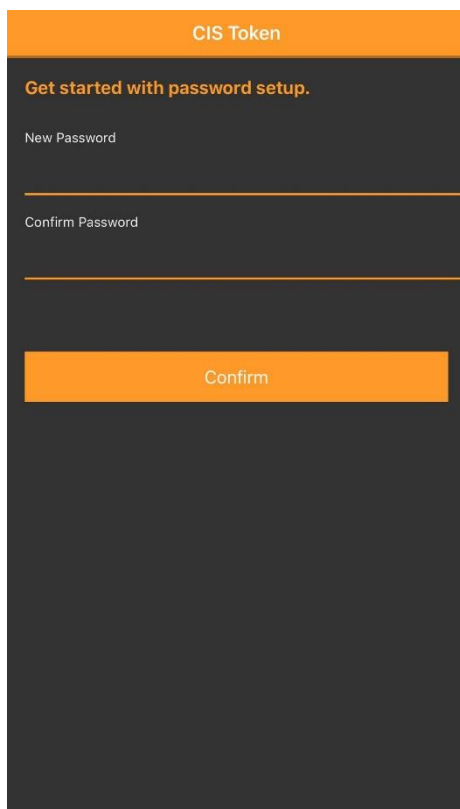
For: IOS Users
iOS 用戶 For iOS



For Android Users
安卓用戶 For Android

2. Decide a password for your CIS Token App. Press the 'confirm' button when done, and your password will have registered.

設定密碼後，再次輸入以確認密碼，你的密碼將被註冊



3. Open the email from infocast (donotreply@infocast.com.hk). The email will contain a QR code unique to your trading account. Please contact our customer service officer if you have not received an email from infocast.

打開電子郵件會看到從 Infocast(donotreply@infocast.com.hk)。該電子郵件將附上您的交易賬戶唯一的 QR 碼。如果您沒有收到來自(Infocast) 的電子郵件，請聯繫我們的客戶服務人員

From: donotreply@infocast.com.hk test (mseltestdonotreply@infocast.com.hk)
Sent: Wednesday, June 14, 2017 12:15 PM
To: Silvia Tam <Silvia.Tam@infocast.com.hk>
Subject: Token User Information

親愛的 test001 先生/女士，

多謝閣下選用滙港資訊有限公司之保安編碼器，現謹通知 閣下之註冊編碼如下：

註冊編碼: mlRceDuj9UmqueaL

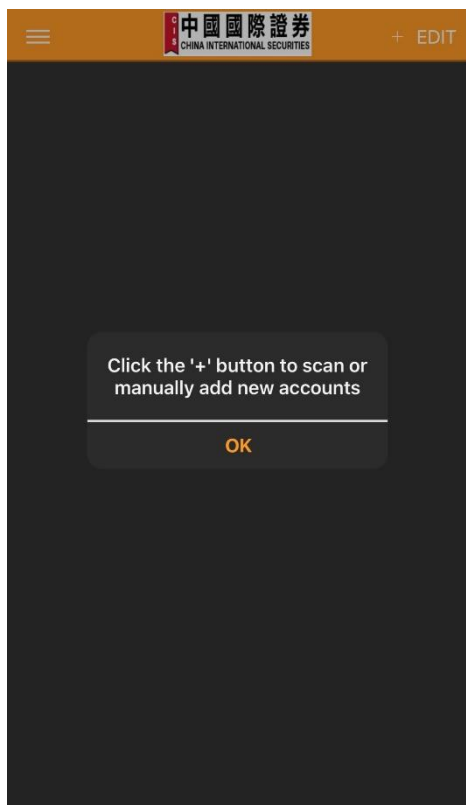


請閣下下載InfoToken手機程式，然後掃描附件的條形碼或輸入登入用戶名和註冊編碼，便可獲得保安編碼器。

如有任何查詢，歡迎致電客戶服務熱線: (852) 2589-9552。

4. Click the '+' button on the top right corner of the screen to scan or manually add new accounts for trading the QR code in the email.

點擊屏幕右上角的“+”按鈕掃描電子郵件中的 QR 碼 或手動添加新賬戶



5. Registration is complete.

註冊完成

How to use CIS Token?

如何使用網盾？

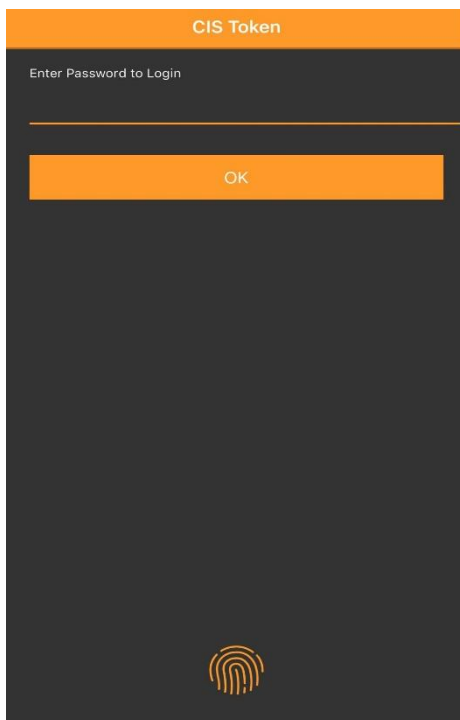
1. Open the CIS mobile trading app and log in. Upon successful login, the CIS Token app will automatically launch.

打開 CIS 移動交易應用程序並登錄。登錄成功後，CIS 網盾應用程式將自動啟動



2. Enter the password you created for the CIS Token app then press the 'OK' button.

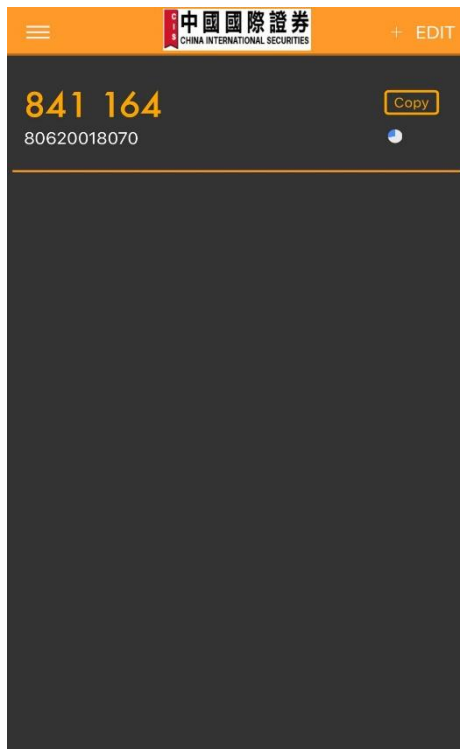
輸入您為 CIS 網盾應用程式創建的密碼，然後按'確定'按鈕



3. Upon successful login, you will be shown an One-Time Password.
 - (a) Remember the password, *or*
 - (b) Press the 'copy' button on the right.

成功登錄後，您將看到一次性密碼

- (1) 請記住密碼
- (2) 按右側的複製鍵



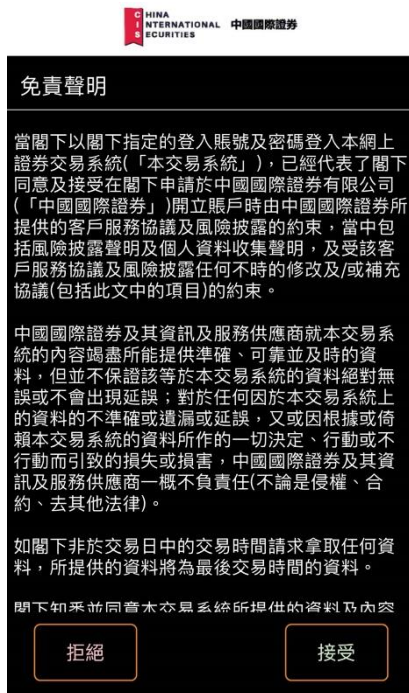
4. Open the CIS mobile trading app again and either;
 - (a) Type out the One-Time Password, *or*
 - (b) Paste the One-Time Password into the password field

再次打開 CIS 移動交易應用程式;
(1) 輸入一次性密碼
(2) 將一次性密碼粘貼到密碼字段中



5. Login complete.

登入完成



System Requirement

Android Version: 4.1 or above*

iOS Version: 9.3 or above

Automatic Date & Time is set

* Android 6.0 or above is required for fingerprint unlock function.

系統要求

安卓系統版本：4.1 或以上*

iOS 系統版本：9.3 或以上

設置自動日期和時間

* 指紋解鎖功能系統需求：安卓 6.0 或以上

Frequently Asked Questions

常見問題

1. Why does the system indicate that my Two-Factor Authentication with CIS Token service is not available upon registration?

為什麼註冊時系統顯示我的雙重驗證網盾服務尚未啟動？

Please contact our customer service officer to enable the CIS Token service.

請聯絡客戶服務部啟動網盾服務。

2. Can I register my CIS Token on more than one device?

我可以把我的網盾服務在多個設備註冊嗎？

For security reasons, CIS Token can only be registered to one device at a time.

基於安全理由，您的網盾服務每次只能在一部裝置註冊。

3. Can I use CIS Token App with my tablet?

我能否在平板電腦使用網盾服務？

CIS Token App is supported on iOS and Android devices, including tablets.

網盾可以於 iOS 和 Android 裝置運行，包括平板電腦。

4. Why does the system always indicate that my entered One-Time Password is invalid upon login?

為什麼登入時系統顯示我的一次性密碼不正確？

The one time password will expire after a set amount of time. Please check that the time setting on your device (“Set Automatically” should be turned ON) Restart the CIS Token App after the time adjustment.

一次性密碼將在設定的時間後過期，請檢查及更正您裝置的時間為自動，然後重新啟動網盾。

5. What should I do when I want to change my mobile device?

如我想更換手機，有什麼步驟？

We recommend you uninstall the CIS Token App on your old mobile phone. Then re-install the CIS Token App on your new mobile phone.

我們建議你於舊手機移除網盾軟體，新手機重新安裝網盾。

6. What should I do if my CIS Token registered device is lost or stolen?

如已啟動網盾的流動裝置遺失或失竊，我要怎樣做？

Please contact our customer service officer to disable the current CIS Token service.

請聯絡客戶服務部暫停您的網盾服務。

7. Why do I have to set up a password for my CIS Token App?

為何網盾要設立密碼？

The password prevents login from unauthorized people who gain access to your mobile device.

該密碼可防止未經授權的人訪問您的移動設備。

8. What should I do if I forget the password for my CIS Token App?

如已忘記網盾密碼，我要怎樣做？

Uninstall the CIS Token App and re-install it again. Please note that for security reasons, all previously stored token(s) will be deleted. Please re-register again after new installation.

如忘記密碼，請卸載及重新安裝網盾，基於安全理由，所有已存編碼將會被刪除，請于重新安裝後再次註冊。

9. Why can't the CIS Token App be installed on a jailbroken/rooted device?

為何不能在已被破解 (越獄 / 超級使用者許可權) 裝置安裝網盾?

Devices that are jailbroken / rooted, are less secure and may lead unauthorized login and transactions. We advise the CIS token App to only be used on non-jailbroken/rooted devices.

由於裝置已被破解 (越獄 / 超級使用者許可權), 裝置可能變得不安全, 並容易引致欺詐交易。網盾不建議於這些裝置上安裝。請您於其他未被破解的裝置重新安裝網盾。

10. Can I restore the registered Token(s) from the backup of the phone?

我能從手機備份還原已存的保安編碼嗎?

For security reasons, all previously stored token(s) will not be restored. Please re-register and setup password again after restoring your phone.

基於安全理由, 保安編碼是不能從備份還原的, 請於手機還原後重新設定密碼及再次註冊。